

Virtual Workspace Services Portal

VMware Horizon Client installation guide for personal devices

What do I need to know?

If you are using a corporate-owned device to connect, you do not need to make any changes.

If you are using a personal device to connect, you will need to install VMware Horizon Client software on your device. Note - if you already have VMware Horizon Client installed on your personal device please continue to follow these instructions to make you are using the latest version of the VMware Horizon Client for your personal device.

What do I need to do?

If you are using a corporate-managed device to connect, you do not need to make any changes.

If you are using a personal device to connect, you will need to install VMware Horizon Client software on your device to connect by following these steps:

1. Identify your operating system
2. Uninstall any previously existing versions of VMware Horizon Client that are installed on your device
3. Download VMware Horizon Client software for your device
4. Install VMware Horizon Client software on your device
5. Choose your browser
6. Connect to the portal URL to launch your virtual desktop or application

IMPORTANT: The following step-by-step guides only apply to personal or vendor-owned Devices

Identify your device Operating System (OS) and download and Install Software.

Select the appropriate operating system for your device this will take you to further installation instructions located within this document.

[Microsoft Windows](#)

[MAC OS](#)

[ChromeOS](#)

[Apple iOS / iPad OS](#)

Windows - Installing VMware Horizon Client

1. On your personal device, open the [VMware Horizon Client download link](#) in your default web browser.

2. Go to the VMware Horizon Client for Windows section and click on GO TO DOWNLOAD

3. Click on DOWNLOAD NOW

<https://customerconnect.omnissa.com/downloads/info/slug/desktop-end-user-computing/vmware-horizon-clients/horizon-8>

Home / VMware Horizon Clients

Download VMware Horizon Clients

Select Version:

HORIZON 8

VMware Horizon Clients for Windows, Mac, iOS, Linux, Chrome and Android allow you to connect to your VMware Horizon virtual desktop from your device of choice giving you on-the-go access from any location.

Click here for a list of certified thin clients, zero clients, and other partner solutions

Read More

Product Resources

[View My Download History](#)

[Product Info](#)

[Documentation](#)

[Horizon Mobile Client Privacy](#)

[Horizon Community](#)

Product Downloads

Drivers & Tools

Open Source

Custom ISOs

OEM Addons

| Product | Release Date | |
|-------------------------------------|--------------|-----------------|
| > VMware Horizon Client for Linux | | |
| > VMware Horizon Client for iOS | | |
| ▼ VMware Horizon Client for Windows | | |
| VMware Horizon Client for Windows | 2024-07-25 | GO TO DOWNLOADS |
| ▼ VMware Horizon Client for Mac | | |
| VMware Horizon Client for macOS | 2024-07-25 | GO TO DOWNLOADS |
| > VMware Horizon Client for Android | | |
| > VMware Horizon Client for Chrome | | |

Home / VMware Horizon Client for Windows

Download Product

Select Version:

2406

Documentation

Release Notes

Release Date

2024-07-25

Type

Product Binaries

Product Resources

[View My Download History](#)

[Product Info](#)

[Documentation](#)

[Horizon Mobile Client Privacy](#)

[Horizon Community](#)

Product Downloads

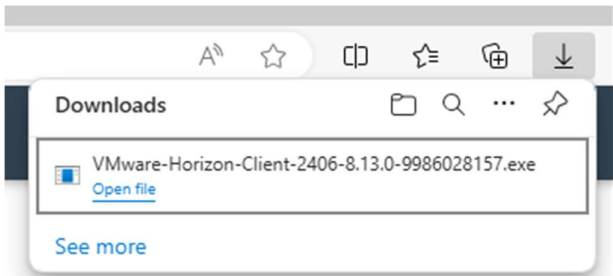


Drivers & Tools

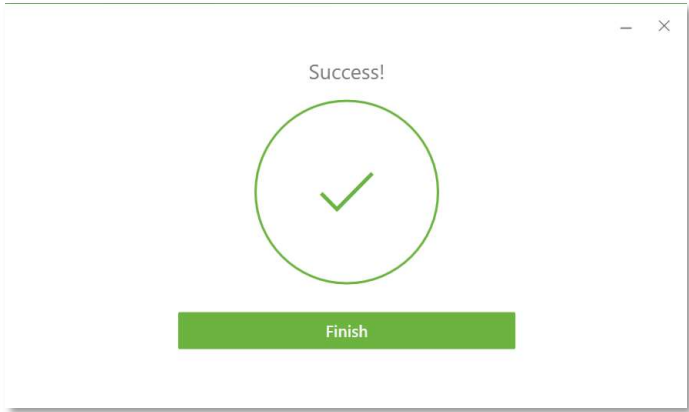
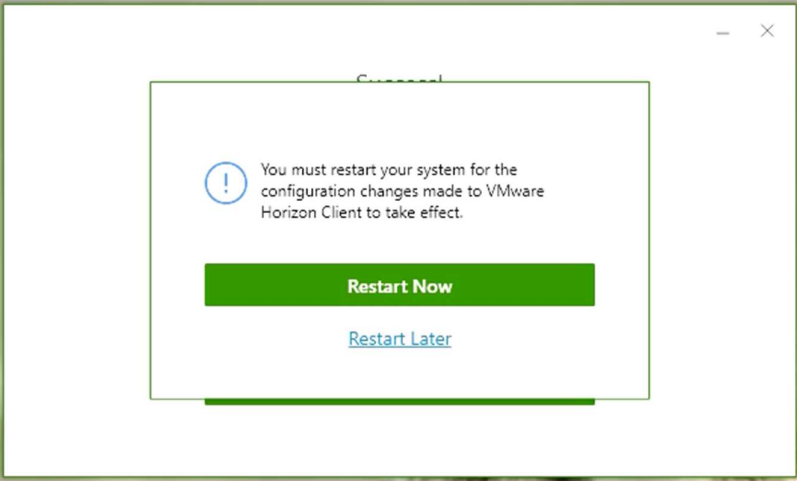

Open Source

Custom ISOs

OEM Addons

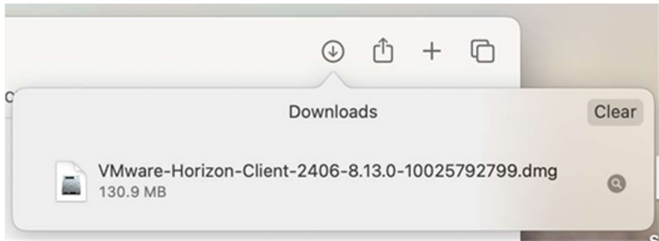
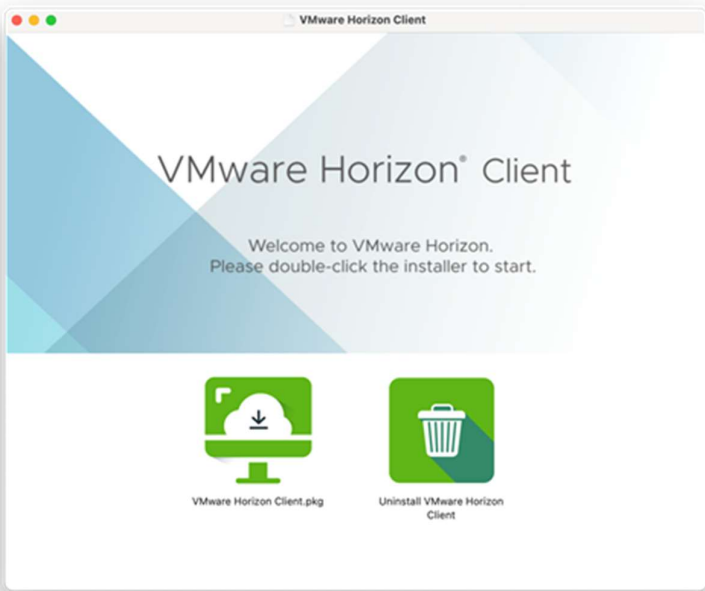

| File | Information |
|-----------------------------------|--|
| VMware Horizon Client for Windows | <div>File size: 265.28 MB</div> <div>File type: exe</div> <div>Read More</div> <div>DOWNLOAD NOW</div> |

| | |
|---|---|
| <p>4. Once downloaded Click Open (Microsoft Edge)</p> |  <p>The screenshot shows the Microsoft Edge browser's 'Downloads' panel. It lists a file named 'VMware-Horizon-Client-2406-8.13.0-9986028157.exe'. Below the filename is a blue link that says 'Open file'. At the bottom of the panel is a 'See more' link.</p> |
| <p>5. Click Agree & Install</p> |  <p>The screenshot shows the VMware Horizon installation window. At the top is the VMware Horizon logo and 'Version 2406'. Below this, it says 'You must agree to the Privacy Agreement and General Terms before you can install the product'. In the center is a large green button labeled 'Agree & Install'. At the bottom is a blue link labeled 'Customize Installation'.</p> |
| <p>6. Installing</p> |  <p>The screenshot shows the VMware Horizon Client installation progress window. It features a large green progress circle with a VMware logo in the center. Below the circle, it says 'Installing VMware Horizon Client'. At the bottom is a blue link labeled 'Cancel'.</p> |

| | |
|---|---|
| 7. Click Finish |  A white dialog box with a green border. At the top, it says "Success!". In the center is a large green circle containing a white checkmark. At the bottom is a green button with the text "Finish". |
| 8. Click Restart Now |  A white dialog box with a green border. At the top, it says "Success!". Below that is a smaller white box with a green border. Inside this box is a blue circle with a white exclamation mark. To the right of the icon, it says "You must restart your system for the configuration changes made to VMware Horizon Client to take effect." At the bottom of the inner box are two buttons: a green "Restart Now" button and a blue "Restart Later" link. |
| 9. Once the VMware Horizon Client is installed, you are ready to connect to the Portal. |  A green icon of a computer monitor with a cloud and a checkmark inside, representing the VMware Horizon Client. |
| | <Go back: Which OS is on your device?> |

Apple macOS – Installing VMware Horizon Client

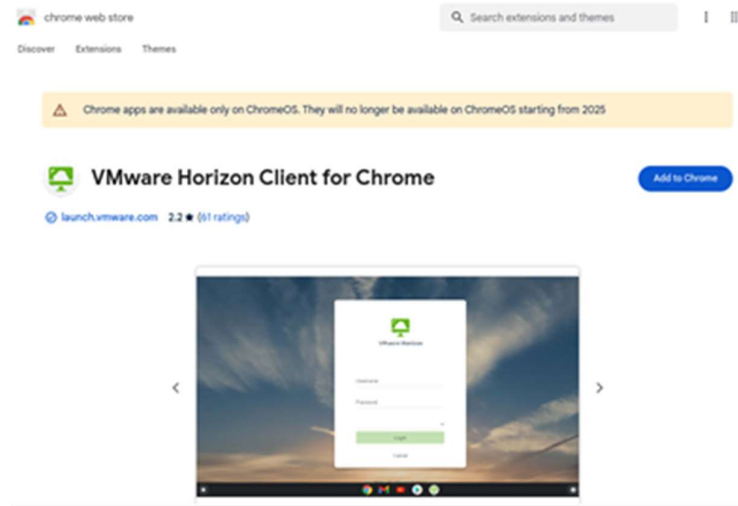
| 1. On your personal device, open the VMware Horizon Client download link in your default web browser | https://customerconnect.omnissa.com/downloads/info/slug/desktop-end-user-computing/vmware-horizon-clients/horizon-8 | | | | | | | | | | | | | | | | | | | | | | | | | | | |
|--|--|-----------------|--------------|---------------------------------|--|--|--|---------------------------------|--|--|-------------------------------------|--|--|-----------------------------------|------------|-----------------|---------------------------------|--|--|---------------------------------|------------|-----------------|-------------------------------------|--|--|------------------------------------|--|--|
| 2. Go to the VMware Horizon Client for Mac section and click on GO TO DOWNLOAD | <div><div>Home / VMware Horizon Clients</div><div><div>Download VMware Horizon Clients</div><div>Select Version:<div>HORIZON 8</div><div>VMware Horizon Clients for Windows, Mac, iOS, Linux, Chrome and Android allow you to connect to your VMware Horizon virtual desktop from your device of choice giving you on-the-go access from any location.<div>Click here for a list of certified thin clients, zero clients, and other partner solutions</div><div>Read More</div></div></div><div><div>Product Resources</div><div><div>View My Download History</div><div>Product Info</div><div>Documentation</div><div>Horizon Mobile Client Privacy</div><div>Horizon Community</div></div></div><div><div>Product Downloads</div><div>Drivers & Tools</div><div>Open Source</div><div>Custom ISOs</div><div>OEM Addons</div></div><table><tr><th>Product</th><th>Release Date</th><th></th></tr><tr><td>> VMware Horizon Client for Linux</td><td></td><td></td></tr><tr><td>> VMware Horizon Client for iOS</td><td></td><td></td></tr><tr><td>▼ VMware Horizon Client for Windows</td><td></td><td></td></tr><tr><td>VMware Horizon Client for Windows</td><td>2024-07-25</td><td>GO TO DOWNLOADS</td></tr><tr><td>▼ VMware Horizon Client for Mac</td><td></td><td></td></tr><tr><td>VMware Horizon Client for macOS</td><td>2024-07-25</td><td>GO TO DOWNLOADS</td></tr><tr><td>> VMware Horizon Client for Android</td><td></td><td></td></tr><tr><td>> VMware Horizon Client for Chrome</td><td></td><td></td></tr></table></div></div> | Product | Release Date | | > VMware Horizon Client for Linux | | | > VMware Horizon Client for iOS | | | ▼ VMware Horizon Client for Windows | | | VMware Horizon Client for Windows | 2024-07-25 | GO TO DOWNLOADS | ▼ VMware Horizon Client for Mac | | | VMware Horizon Client for macOS | 2024-07-25 | GO TO DOWNLOADS | > VMware Horizon Client for Android | | | > VMware Horizon Client for Chrome | | |
| Product | Release Date | | | | | | | | | | | | | | | | | | | | | | | | | | | |
| > VMware Horizon Client for Linux | | | | | | | | | | | | | | | | | | | | | | | | | | | | |
| > VMware Horizon Client for iOS | | | | | | | | | | | | | | | | | | | | | | | | | | | | |
| ▼ VMware Horizon Client for Windows | | | | | | | | | | | | | | | | | | | | | | | | | | | | |
| VMware Horizon Client for Windows | 2024-07-25 | GO TO DOWNLOADS | | | | | | | | | | | | | | | | | | | | | | | | | | |
| ▼ VMware Horizon Client for Mac | | | | | | | | | | | | | | | | | | | | | | | | | | | | |
| VMware Horizon Client for macOS | 2024-07-25 | GO TO DOWNLOADS | | | | | | | | | | | | | | | | | | | | | | | | | | |
| > VMware Horizon Client for Android | | | | | | | | | | | | | | | | | | | | | | | | | | | | |
| > VMware Horizon Client for Chrome | | | | | | | | | | | | | | | | | | | | | | | | | | | | |
| 3. On the Download VMware Horizon Client for macOS page click on DOWNLOAD NOW | <div><div>Home / VMware Horizon Client for macOS</div><div><div>Download Product</div><div>Select Version:<div>2406</div><div>Documentation: Release Notes</div><div>Release Date: 2024-07-25</div><div>Type: Product Binaries</div></div></div><div><div>Product Resources</div><div><div>View My Download History</div><div>Product Info</div><div>Documentation</div><div>Horizon Mobile Client Privacy</div><div>Horizon Community</div></div></div><div><div>Product Downloads</div><div>Drivers & Tools</div><div>Open Source</div><div>Custom ISOs</div><div>OEM Addons</div></div><table><tr><th>File</th><th>Information</th></tr><tr><td>VMware Horizon Client for macOS</td><td><div>File size: 124.85 MB</div><div>File type: dmg</div><div>Read More</div><div>DOWNLOAD NOW</div></td></tr></table></div> | File | Information | VMware Horizon Client for macOS | <div>File size: 124.85 MB</div> <div>File type: dmg</div> <div>Read More</div> <div>DOWNLOAD NOW</div> | | | | | | | | | | | | | | | | | | | | | | | |
| File | Information | | | | | | | | | | | | | | | | | | | | | | | | | | | |
| VMware Horizon Client for macOS | <div>File size: 124.85 MB</div> <div>File type: dmg</div> <div>Read More</div> <div>DOWNLOAD NOW</div> | | | | | | | | | | | | | | | | | | | | | | | | | | | |

| | |
|---|--|
| <p>4. Once the file is downloaded double click on file to start the install. (Apple Safari)</p> |  |
| <p>5. Double Click on the install icon to start the installer</p> |  |
| <p>6. Once the VMware Horizon Client is installed, you are ready to connect to the Portal.</p> |  |
| | <p><Go back: Which OS is on your device?></p> |

ChromeOS – Installing VMware Horizon Client for Chrome

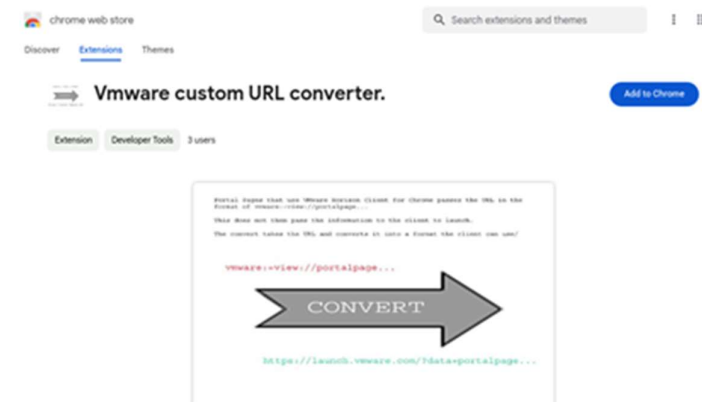
1. Download the VMware Horizon Client for Chrome from the [Google Web Store](#).

Please use the link as it is sometimes difficult to search and find the VMware Horizon Client for Chrome on the Google Web Store.



2. Download the VMware Custom URL Converter extension from the [Google Web Store](#).

Please use the link as the VMware Custom URL Converter extension is a hidden/non-searchable item on the Google Web Store.

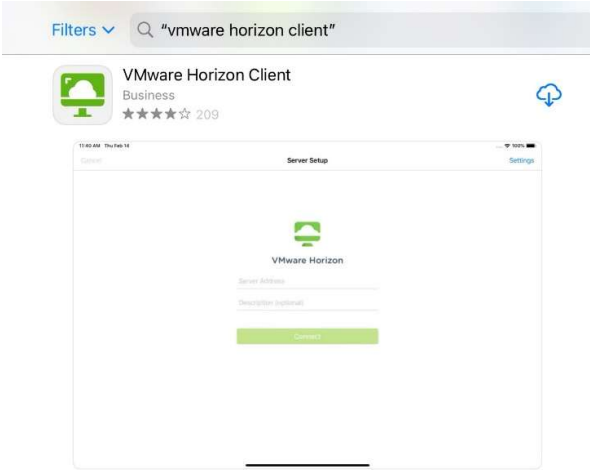
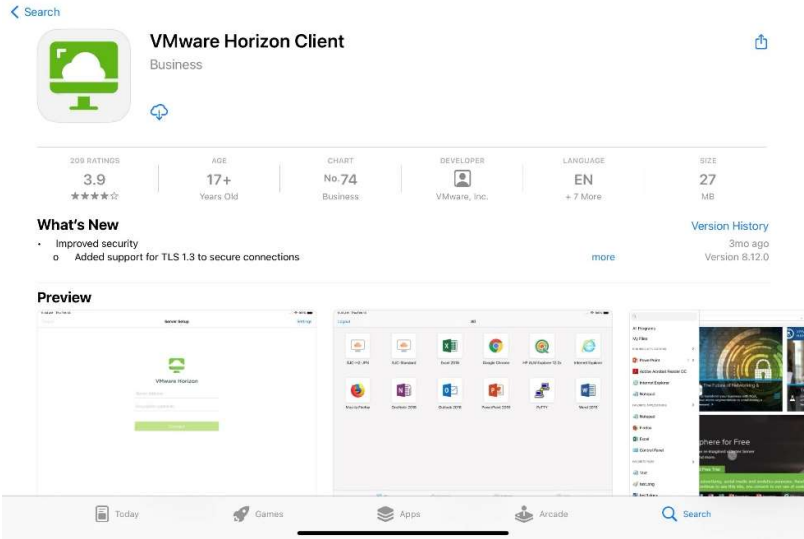



3. Once you have installed both the VMware Horizon Client and URL Converter, you are ready to connect to the Portal.



[<Go back: Which OS is on your device?>](#)

Apple iPad OS – Installing VMware Horizon Client for iOS

| | |
|--|--|
| <p>1. On your personal iPad OS device, open the Apple App Store and search for VMware Horizon Client.</p> |  <p>The screenshot shows the App Store search results for "VMware Horizon Client". At the top, there's a search bar with the text "vmware horizon client". Below it, the app is listed with its icon, name "VMware Horizon Client", category "Business", a 4.5-star rating from 209 reviews, and a download button. A preview of the app's "Server Setup" screen is shown below the app card.</p> |
| <p>2. Follow the instructions to download and install the latest version of VMware Horizon Client.</p> |  <p>This screenshot shows the full app page for "VMware Horizon Client". It includes the app icon, name, category, and a share button. Below this, there are statistics: 3.9 rating from 209 ratings, age restriction of 17+, chart position No. 74, developer VMware, Inc., language EN, and size 27 MB. A "What's New" section lists "Improved security" and "Added support for TLS 1.3 to secure connections". A "Version History" link shows the current version is 8.12.0, released 3 months ago. A "Preview" section shows a collage of app screenshots, including the "Server Setup" screen and a desktop environment with various applications.</p> |
| <p>3. Once the VMware Horizon Client is installed, you are ready to connect to the Portal.</p> |  <p>The screenshot shows the VMware Horizon Client app icon on an iPad home screen. The icon is a green square with a white monitor and a cloud inside.</p> |
| | <p><Go back: Which OS is on your device?></p> |